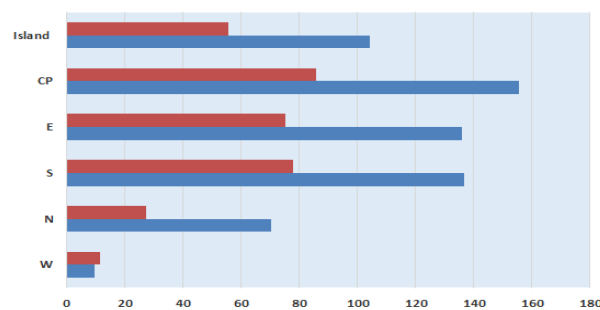


Mauritius Meteorological Services

Mean Rainfall for 1-15 August 2023

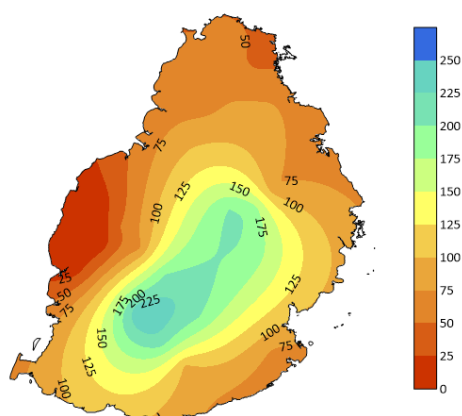
Mauritius

The first fortnight of August 2023 turned out to be very wet amounting to 104 mm, representing 189% of the long-term mean. Rainfall was in excess in almost all regions, especially at Arnaud, Bel Etang, and Union Park where it was by 90-120 mm. However, locally at Pierrefonds and La Chaumiere, rainfall was deficient by around 10 mm.

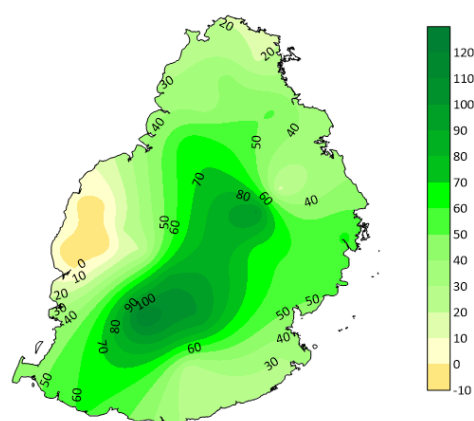


	W	N	S	E	CP	Island
■ First Half LTM (1991-2020) for August Rainfall (mm)	11	27	78	75	86	55
■ Actual Mean rainfall for 1st half August 2023 (mm)	10	70	137	136	156	104

Observed Rainfall (mm)



Rainfall Anomaly (mm)



Outer Islands

		Amount (mm)		
Stations		Actual Rainfall	LTM Rainfall	% of LTM
Rodrigues	Pointe Canon	21	33	64
	Plaine Corail	20	25	80
	Citronelle	35	57	61
Agalega		28	29	97
St Brandon		6	21	29

Well below Normal rainfall was recorded over Rodrigues whereas near normal rainfall was observed over Agalaga

Very dry conditions prevailed over St. Brandon

Ram Dhurmea

For Acting Director

17 August 2023